

# Moving to Year 7



Starting a new school is like going on an exciting adventure

Enjoy your journey wherever it takes you!

Name: \_\_\_\_\_

## **Important Notes for Pupils and Parent to help complete.**

This work book is specifically designed to help support you with transition from Year 6 to your new school and Year 7. It can be completed independently or with a family member. Firstly, you can add a photo of your school in place of the one on the cover.

Whilst much information can be found by searching the school web site, close liaison with friends online can be used to see what they know about your shared new school. Parents or older siblings might also be able to offer advice and information. Some sections you will not be able to fill in or complete yet as you will not have that information yet but might nearer the time, such as the name of your form tutor. So, leave those sections till you have the information.

The work book should offer a fun challenge and ideally be completed over several frequent short sessions, selecting just one or two pages at a time depending on the challenge, rather than worked through in longer sessions. Pages and challenges are not numbered to allow flexible delivery- although it is intended that all pages will be completed.

Please look after the completed booklet at home to be able to then share with friends when we return to school. This booklet should help you to feel more positive, ready and equipped to start your new journey at Secondary school in September. It should help you feel less anxious and more relaxed about the journey ahead. It will be something to read through again a few days before starting at your new school. Enjoy!

Thank you.

Mr Morton & Mr Graves

## Introduction

Starting a new school can be a very exciting time but sometimes you might feel a little bit sad or even worried. Try not to worry about anything as staff will always be there to help you. Before you start at your new school, try to complete all the CHALLENGES by collecting facts everywhere you see a picture. You will probably have lots of questions that you would like to ask about your new school too.

Write down any questions that you have about secondary school on this page.  
(Ask an adult to scribe for you if you need to)

### My Questions

Tick the questions when you have found out the answer.

## Facts about your new school

What is the name of the new school that you are going to?

.....

The name of the Head teacher?

.....

The school address and website?

.....

.....

.....

The school telephone number?

.....

How many children are at the school?

.....

At the end of Year 6 you will find out which class you will be in. It may be called your form, registration or tutor group now rather than your class.

Who is your form tutor?

.....

Who is your head of year?


.....

If possible stick a photo here of your form tutor and head of year.



# My School Badge

Draw the school badge, crest or emblem below. Write their motto if they have one.



**Motto:**.....

## Same or different?

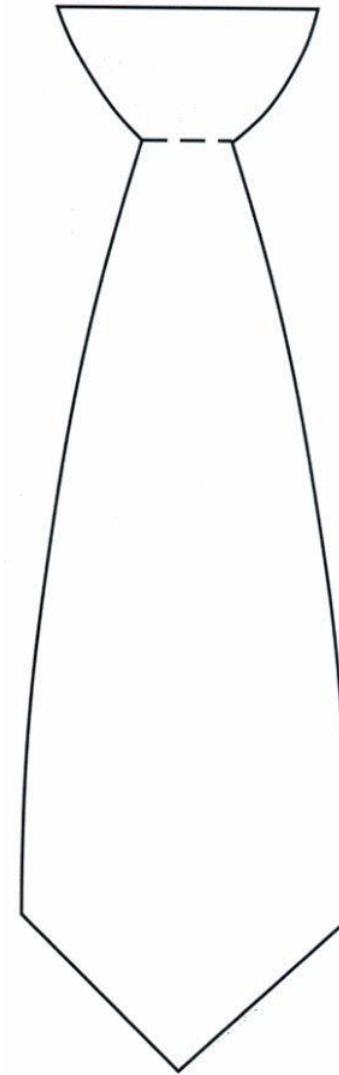
Many of the things you do in your new school will be very similar to your school now, but some things might be slightly different.

Discuss and write down 5 important things that will be different in your new school.

<p><b>WORD CLUES TO HELP YOU THINK OF IDEAS:</b> lunch, playtimes, teachers, friends, lessons, homework, desks, storage, uniform, rooms, timetable, rules, assemblies,</p>

## School Uniform

Draw the school tie to show what you will need to wear to school each day.



## Lunchtimes

You can take a snack and drink to school each day in your school bag or rucksack.

You can take a packed lunch or you can have school dinners. Find out what is on the school menu.

Lunch time is usually from ..... to .....pm

## In the Classroom

Draw or list all the things that you will need to take to school each day in the rucksack below.



Staff  
Staff

Write down the names of the important staff you will need to know. Ask if you may take a photograph of these people to stick by their name.

You may want to take a look at the staff photos in the schools reception.

**Support Staff**

**Receptionist**

**SENDCo**

**Headteacher**

## Playing at break times

You will still have a 'break' time in the mornings from..... to .....

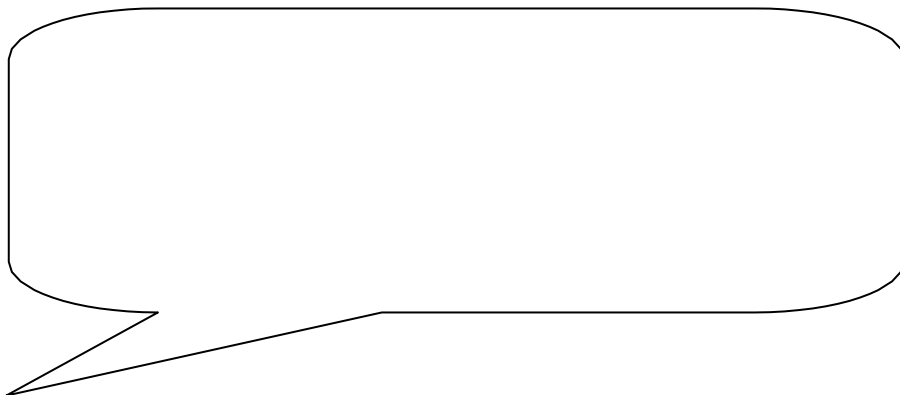

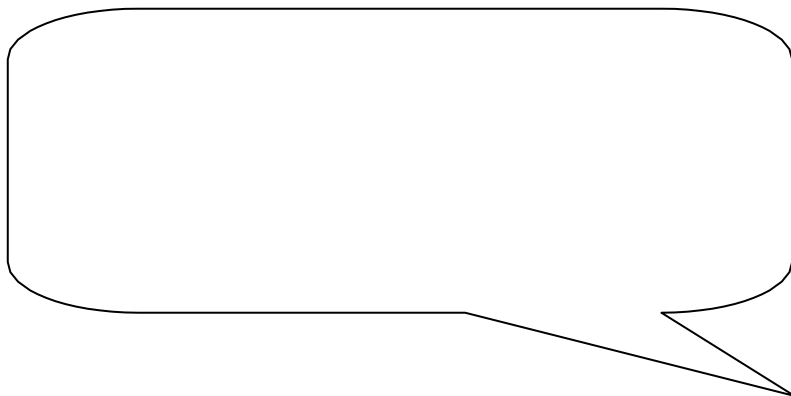
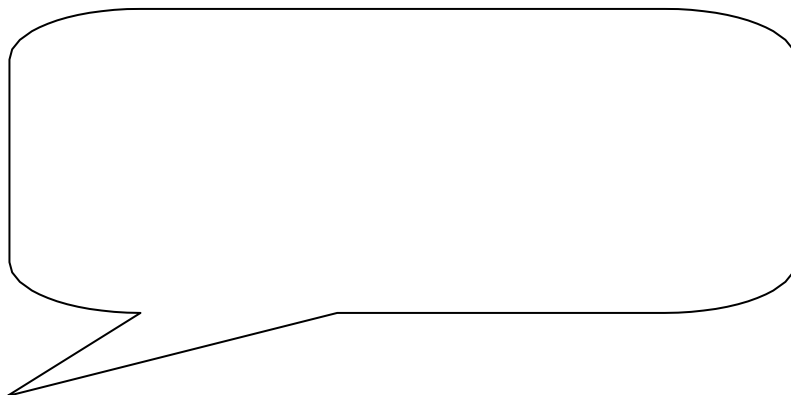

If you want a quiet place to go at break times in your new school where can you go?

.....

## Friends

Adults will help you to make new friends. Don't worry if you feel a bit nervous at first, you will soon get to know everyone.

What sort of things could you say to start making new friends? Write ideas in the 3 speech bubbles below.



Remember try to smile and ask friendly questions.

Use this page to record any questions you may have for your:

Form tutor

Head of year

Other



Draw or get a plan of the school. Practice finding different places and giving directions to get to and from different places with an adult.  
Take some photos of key places that you will need to go to.

**Stick the plan of your new school and any photos that you take in this book.**

**Don't forget to label the photos!**


## Homework

The bad news is that you probably will still get some homework, in fact probably more than you do know! Don't worry though because it will not be too hard. Your teachers will tell you what the homework is. You will have a planner.



This is a very important book and you will need to make sure that you have it in your school bag **EVERY** day. You must take care not to lose it because it will have lots of important information in it, like when to hand your homework in. Your parents will be asked to sign it and it is used for messages too.

## Getting to school and home again



This is often a big worry at first but it will be OK because there will be people to look after you and you will soon get used to it.

**How will you travel to your new school?**

*Cross out the ones you will not do. Tick the ones you may try.*

- |          |       |        |         |
|----------|-------|--------|---------|
| walk     | cycle | car    | minibus |
| bus taxi | train | rocket | scooter |

## Knowing the way to school

Use an internet map site to print directions of your route from home to school and stick them in this booklet.

You might want to take some photos of any land marks that you walk or drive past on the way and stick them in order on this page when you practice getting to school.

## School Rules

You will be given information about the school rules. They will be very similar to the ones you had at your old primary school.

It is important that you know what the rules are and what happens if you break them.

**In this final challenge role play what you might say in the following situations;**

1. You forget to do your homework and the teacher asks you why you haven't handed it in.
2. You haven't got a pen to write with.
3. You are told off for talking in class when you were trying to help someone.
4. You forgot to bring your lunch money.
5. You have a problem and you need to go to a quiet safe space or find someone to help you.

You might want to draw or write down important things that you will need to remember on some power cards or cue cards.

# Completion Certificate

awarded to

.....

Congratulations on completing this booklet

You are now an expert on your new secondary school  
and we hope that you enjoy it!

Signed.....

Date.....

