

This summary report shows total scores, total percentage scores and a breakdown of responses by category and by individual statement.

### Key and Scoring

Strongly disagree (1)	Disagree (2)	Neutral (3)	Agree (4)	Strongly agree (5)	N/A (0)
--------------------------	-----------------	----------------	--------------	-----------------------	------------

### Scartho Junior Academy

Number of respondents: 8

Number of statements: 20

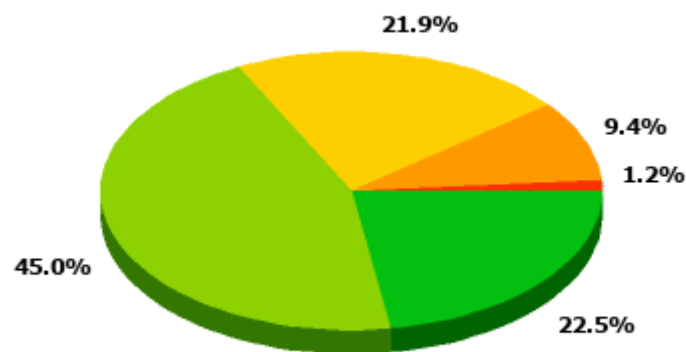
Groups included: Scartho Junior Academy

**Table 1**

							Score	%age
Scartho Junior Academy	2 [1.3%]	15 [9.4%]	35 [21.9%]	72 [45%]	36 [22.5%]	0 [0%]	605/800	76%

### Display 1

**Scartho Junior Academy**



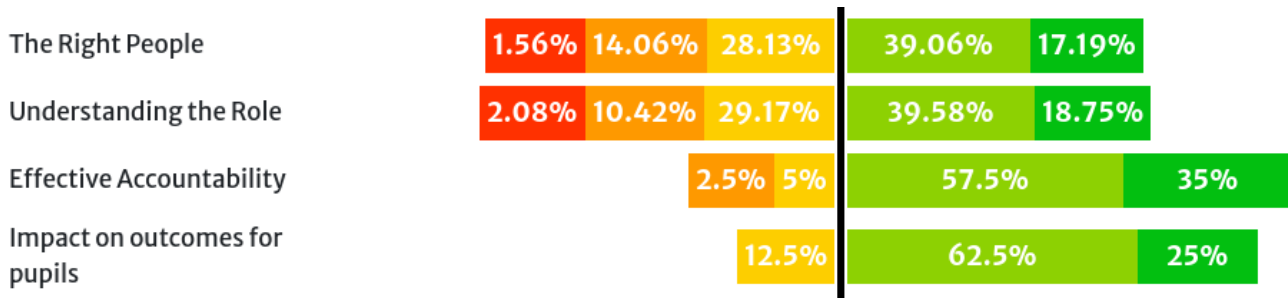
## Breakdown of report by category

Table 2

	Strongly disagree (1)	Disagree (2)	Neutral (3)	Agree (4)	Strongly agree (5)	N/A (0)	Score	%age
<b>Scartho Junior Academy</b>								
The Right People	1	9	18	25	11	0	228/320	71%
Understanding the Role	1	5	14	19	9	0	174/240	73%
Effective Accountability	0	1	2	23	14	0	170/200	85%
Impact on outcomes for pupils	0	0	1	5	2	0	33/40	83%

### Display 2

The following diverging stacked barchart has a common baseline allowing for easy comparison of the data by the length of each bar.



### Display 3

The following stacked bar charts compare responses of different groups for the overall appraisal.

#### Overall



### Display 4

The following stacked bar charts compare responses of different groups for each category.

#### The Right People



#### Understanding the Role



#### Effective Accountability









#### Impact on outcomes for pupils



## Breakdown of report by individual statements

		Strongly disagree (1)	Disagree (2)	Neutral (3)	Agree (4)	Strongly agree (5)	N/A (0)	Score	%age
<b>Scartho Junior Academy</b>									
<b>The Right People</b>									
1	We have completed a skills audit which informs the governor/trustee specification that we use as the basis of appointment and interview	0	0	0	6	2	0	34/40	85%
2	We understand our roles and responsibilities, including what it means to be strategic	0	1	1	5	1	0	30/40	75%
3	We have a professional clerk who provides legal advice and oversees the governing board's induction and development needs	0	0	0	3	5	0	37/40	93%
4	The size, composition and committee structure of our governing board is conducive to effective working	0	0	1	5	2	0	33/40	83%
5	We make use of good practice from across the country	0	1	4	3	0	0	26/40	65%
6	We carry out a regular 360 review of the chair's performance and re-elect the chair each year	0	1	5	1	1	0	26/40	65%
7	We engage in good succession planning so that no governor/trustee serves for longer than two terms of office and the chair is replaced at least every six years	0	3	3	2	0	0	23/40	58%
8	The chair carries out an annual review of each governor/trustee's contribution to the governing board's performance	1	3	4	0	0	0	19/40	48%
<b>Understanding the Role</b>									
9	Our vision looks forward three to five years, and it includes what the pupils who have left the school will have learned and achieved	1	0	4	2	1	0	26/40	65%
10	We have agreed a strategy with priorities for achieving our vision with key performance indicators against which we can regularly monitor and review the strategy	0	1	3	3	1	0	28/40	70%
11	Our strategic planning cycle effectively drives the governing board's activities and agenda setting	0	0	3	4	1	0	30/40	75%

Scartho Junior Academy								Score	%age
12	We listen to, understand and respond to our pupils, parents and staff	0	0	0	5	3	0	35/40	88%
13	We make regular reports on the work of the governing board to our parents and local community	0	4	3	0	1	0	22/40	55%
14	The school benefits from collaboration with other schools and other sectors, locally and nationally	0	0	1	5	2	0	33/40	83%
<b>Effective Accountability</b>									
15	We understand the school's performance data so that we can properly hold school leaders to account	0	0	0	6	2	0	34/40	85%
16	Governors/trustees regularly visit the school to get to know it and monitor the implementation of the school strategy	0	1	0	6	1	0	31/40	78%
17	Our policy review schedule works including how we ensure compliance	0	0	1	4	3	0	34/40	85%
18	We know how effective performance management of all staff is within the school	0	0	1	5	2	0	33/40	83%
19	Our financial management systems are robust so we can ensure best value for money	0	0	0	2	6	0	38/40	95%
<b>Impact on outcomes for pupils</b>									
20	The school has improved over the last three years, and the governing board has contributed to this	0	0	1	5	2	0	33/40	83%