


## Subject on a Page

# Art

At Scartho Junior Academy, our vision is that all children have exposure to the arts: the highest form of human creativity and a vital part of our curriculum. Children should have the opportunity to think creatively, critically and see themselves as an artist, using a variety of media. Over time, children will be able to invent and create their own works of art and, through an exposure to chronology, we hope that children know how history is shaped by art and design, contributing to the culture, creativity and wealth of our community.



### Intent—We aim to...

Provide opportunities to express ourselves in our artwork.

Help children to understand the elements of art.


Teach children what it means to evaluate and analyse.

Exploring our ideas and record our experiences

Develop children's knowledge of chronology and periods of art.

Provide children with the chance to use a range of media in their art.

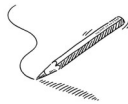
Understand how art can represent an environment, culture or community.



### Implementation—How do we achieve our aims?

#### Drawing

Through a progression across the year groups, children will be taught to use line to represent objects seen, remembered or imagined. Children will also explore shade and tone, using different grades of pencil, charcoal, pastel and chalk, amongst other media. By the time they are in Year 6, children will be taught to select appropriate media and techniques to achieve a specific outcome.



#### Colour

Children will be taught painting techniques to develop an understanding of colour and space. They will be taught using a range of media, such as: acrylic and watercolour, and have the opportunity to experiment with this equipment. Progressing across the year groups, children will create patterns, using tools and colour; they will use colour to express mood; children will recreate things they have seen and be able to select brushes for different purposes. As children reach Upper KS2, they will be able to explore the effect on paint of adding different materials, using their



#### Sculpture, Texture & Form

Focusing on texture and form, children will plan, create and evaluate a sculpture. Children will be taught to develop their awareness of form, feel, texture, pattern and weight, before using their knowledge to experiment with a range of tools to create form and texture. Children will recreate 2D images in a 3D piece, after exploring work from existing artists and combining their inspiration in their own pieces.



#### Photography


During this area of focus, children become aware of photography as an art form. Children will hone the skills of: scale, perspective, movement and colour in photography, before creating images with an awareness of mood, emotions and feelings in photography. Further through the school, the concept of lenses will be introduced, along with light, as the children investigate positive and negative effects on composition.



## Subject on a Page

# Art

At Scartho Junior Academy, our vision is that all children have exposure to the arts: the highest form of human creativity and a vital part of our curriculum. Children should have the opportunity to think creatively, critically and see themselves as an artist, using a variety of media. Over time, children will be able to invent and create their own works of art and, through an exposure to chronology, we hope that children know how history is shaped by art and design, contributing to the culture, creativity and wealth of our community.



## Implementation (continued) - How do we achieve our aims?

### Art History

Over the course of their time at SJA, children will understand the importance of chronology when discussing the history of art. Children will have the chance to explore a wide range of artistic periods, exploring and analysing the works of famous artists, before recreating these iconic pieces, with their own interpretations.



### Printing & Patterns

Printing, at SJA, begins with the use of one colour of paint or ink on a block to create repeated patterns. Over the course of their time with us, children will explore and recreate patterns; recreate texture using a variety of tools; use printing to explore their natural environment; and, after exploring real artists, create their own designs for fabrics, book covers and wall-paper, including screen printing.



## ✓ Impact—How will we know we have achieved our aims?

Children will talk with engagement and enthusiasm for the subject.

Sketch books are developed from initial ideas to final pieces of artwork.

Children improve their mastery of art and design techniques, with a range of materials.

Children have knowledge of art history and create artwork inspired by artists studied.

Art outcomes are of a high quality, and show good progress across KS2.

Children have the opportunity to publically display their artwork and can critique the work of others.

